

# Nationwide Inv Dest Cnsv Svc

**Overall Morningstar Rating™**  
**★★★**  
 Out of 592 Conservative Allocation funds. **An investment's overall Morningstar Rating, based on its risk-adjusted return, is a weighted average of its applicable 3-, 5-, and 10-year Ratings. See disclosure for details.**

**Morningstar Return Average**  
**Morningstar Risk Low**

## Investment Strategy from investment's prospectus

The investment seeks to maximize total investment return for a conservative level of risk.

The fund is a "fund of funds" that invests primarily in affiliated index mutual funds representing a variety of asset classes. It aims to provide diversification across major asset classes—stocks, bonds and money market instruments—by investing primarily in mutual funds offered by National Mutual funds. The fund also invests in certain underlying funds that are not index funds. It is non-diversified.

Past name(s): Gartmore Inv Destinations Cons Svc.

## Category Description: Conservative Allocation

Conservative-allocation funds seek to provide both capital appreciation and income by investing in three major areas: stocks, bonds, and cash. These funds tend to hold smaller positions in stocks than moderate-allocation funds. These funds typically have 20% to 50% of assets in equities and 50% to 80% of assets in fixed income and cash.

## Broad Asset Class: Asset Allocation

Asset Allocation is the apportioning of investment funds among categories of assets such as Domestic Equity, International Equity, Fixed Income and Cash Equivalents.

## Notes

This material is authorized for client use only when preceded or accompanied by a Disclosure Statement and a fund prospectus and/or informational brochure containing more complete information. These can be obtained from your investment professional or your plan's website and should be read carefully before investing or sending money.

Morningstar ratings reflect the reduction of the fund's expense ratio. However, your plan may charge an administrative fee and/or plan-level fee, which is not reflected in this rating.

To determine a fund's star rating for a given period, the fund's Morningstar risk score is subtracted from its Morningstar return score. If the fund scores in the top 10% of its respective Morningstar category, it receives five stars; if it falls in the next 22.5%, it receives four stars; a place in the middle 35% earns it three stars; those in the next 22.5% receive two stars; and the bottom 10% get one star.

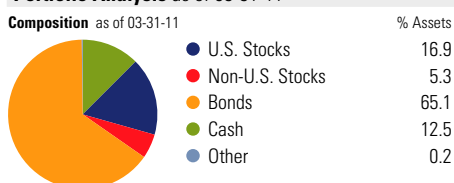
NOT A DEPOSIT – NOT FDIC INSURED – NOT INSURED BY ANY FEDERAL GOVERNMENT AGENCY – NOT GUARANTEED BY THE INSTITUTION – MAY GO DOWN IN VALUE

The Broad Asset Class identifies a fund's investment style. The Broad Asset Class was developed by Nationwide in conjunction with Ibbotson Associates for asset allocation. Asset Allocation does not assure a profit or guarantee against loss in a declining market.

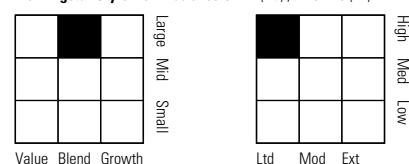
## Morningstar Proprietary Statistics

	YTD	1-Year	3-Year	5-Year	10-Year
Morningstar Rating	—	—	★★★	★★★	★★★
Fund Rank Percentile	93	94	73	64	68
Out of # of Investments	684	651	592	442	160

## Portfolio Analysis as of 03-31-11



## Morningstar Style Box™ as of 03-31-11 (EQ); 12-31-10 (F-I)



**Top 15 Holdings** as of 03-31-11

	% Assets
Nationwide Bond Index Instl	38.26
Nationwide Contract 12-31-49	17.70
Nationwide Enhanced Income Instl	15.48
Nationwide S&P 500 Index Instl	11.32
Nationwide Mid Cap Market Index Instl	6.05
Nationwide Money Market Instl	5.76
Nationwide International Index Instl	5.30
Total Number of Stock Holdings	0
Total Number of Bond Holdings	1
Annual Turnover Ratio %	15
Total Fund Assets (\$mil)	351.57

## Operations

Fund Inception Date	03-31-00
Initial Share Class	03-31-00
Inception Date	
Advisor	Nationwide Fund Advisors
Subadvisor	—

## Fees and Expenses as of 03-01-11

Gross Prosp Exp Ratio	0.90%
Net Prosp Exp Ratio	0.90%

**Waiver Data**

	Type	Exp. Date	%
—	—	—	—

## Portfolio Manager(s)

Thomas R. Hickey, Jr. Since 2001.

**Statistics** as of 03-31-11

	Stk Port Avg	Rel S&P 500	Rel Cat
P/E Ratio	14.37	1.02	1.00
P/B Ratio	1.92	0.91	0.99
P/C Ratio	6.40	0.88	1.00
GeoAvgCap (\$mil)	22,658.58	0.45	1.02

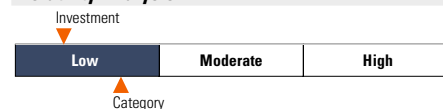
**Risk Measures** as of 03-31-11

	Port Avg	Rel S&P 500	Rel Cat
3 Yr Std Dev	5.30	0.24	0.47
3 Yr Beta	0.36	—	0.49
3 Yr Sharpe Ratio	0.56	2.80	1.44
3 Yr Alpha	1.14	—	1.97
3 Yr R-squared	94.64	—	1.07

## Morningstar Sectors as of 03-31-11

	% Fund	S&P 500 %
Cyclical	35.47	28.50
Basic Materials	6.03	2.96
Consumer Cyclical	10.43	9.25
Financial Services	15.27	14.67
Real Estate	3.74	1.62
Sensitive	41.84	46.85
Communication Services	3.75	4.25
Energy	10.12	13.01
Industrials	14.37	12.93
Technology	13.60	16.66
Defensive	22.71	24.65
Consumer Defensive	8.87	10.73
Healthcare	9.93	10.79
Utilities	3.91	3.13

## Volatility Analysis



In the past, this investment has shown a relatively small range of price fluctuations relative to other investments. Based on this measure, currently more than two thirds of all investments have shown higher levels of risk. Consequently, this investment may appeal to investors looking for a conservative investment strategy.